

Summer Music Learning Activity Pack

for Preschoolers

Fun Songs, Movement Games &
Brain-Boosting Activities to
Prevent the Summer Slide

♥ Created by Kids Songs Learning Hub ♥



My Summer Music Learning Routine

Color a star each time you complete an activity!

Sing the ABC Song



Dance to a movement song



Count with music



Make a homemade instrument





Listen to a new learning song



Sing during clean-up time



Create your own silly song



Weekly Goal: _____ Stars



Alphabet Sound Safari

Find something that starts with each letter sound!

A



B



C



D



E



F



Can you sing your own alphabet song while you search?

Count the Beat!

Clap, stomp, or drum along!



Rhythm Pattern 1

1	2	3	4	5	6	7	8	9	10

Rhythm Pattern 2

1	2	3	4	5	6	7	8	9	10

Rhythm Pattern 3

1	2	3	4	5	6	7	8	9	10

Let's Count! Trace the Numbers 1-10

1	2	3	4	5	6	7	8	9	10
---	---	---	---	---	---	---	---	---	----



Clap
3 Times

--	--	--	--	--	--



Stomp
5 Times

--	--	--	--	--	--



Shake Your
Maracas
10 Times





Ocean Music Word Fun



fish



whale



octopus



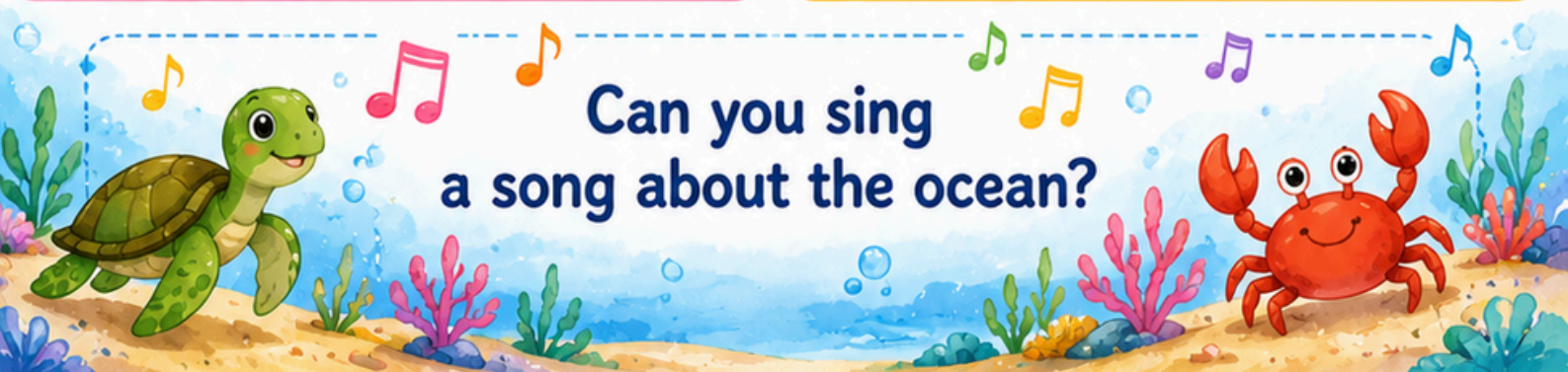
waves



shell



boat



Can you sing
a song about the ocean?

Make Your Own Instruments!

Let's get crafty and make some noise!

Maracas

Materials:

- Empty plastic eggs or bottles
- Rice or beans
- Tape
- Markers or stickers

Steps:

- 1 Fill the egg or bottle with rice or beans.
- 2 Close it tightly.
- 3 Tape the egg or bottle shut.
- 4 Decorate with markers or stickers!



Your Instrument!



Drum

Materials:

- Empty oatmeal can or container
- Balloons or plastic wrap
- Rubber band
- Markers or stickers
- Drumsticks (use pencils or sticks!)

Steps:

- 1 Stretch the balloon or plastic wrap over the top of the container.
- 2 Secure it with a rubber band.
- 3 Decorate your drum!
- 4 Use drumsticks to tap and make music!



Your Instrument!



Bell Bracelet

Materials:

- Pipe cleaner or string
- Small bells
- Beads (optional)
- Scissors (adult help)

Steps:

- 1 Cut a piece of pipe cleaner or string.
- 2 Add small bells and beads by threading them on.
- 3 Twist the ends together to make a bracelet.
- 4 Shake your bracelet and make music!



Your Instrument!



Music helps your brain grow!

Dance & Move Challenge!



Hop like a bunny



Spin in a circle



March like a band



Tiptoe slowly



Dance fast



Freeze like a statue



How many moves can you do before the song ends?





My Silly Summer Song



Let's write, draw, and sing your very own song!

What should your song be about?

- Animals 
- Summer 
- Counting 
- Feelings 
- Ocean 
- Family 

My Song Lyrics

Handwriting practice area for lyrics with musical note icons on the left and six sets of three-line guides.

Draw a picture for your song!



Make up your melody!

Musical staff with a treble clef and five colored notes (blue, orange, green, pink, purple).

Sing your song out loud!



Goodnight Music Routine



Bath Time
Song



Pajama
Song



Brush Teeth
Song



Lullaby
Time



Music helps my
body relax and rest.



Summer Music Learning Superstar!

★ This certificate is proudly awarded to:

For singing, dancing, learning,
and growing all summer long!

Presented by Kids Songs Learning Hub